

© International Baccalaureate Organization 2022

All rights reserved. No part of this product may be reproduced in any form or by any electronic or mechanical means, including information storage and retrieval systems, without the prior written permission from the IB. Additionally, the license tied with this product prohibits use of any selected files or extracts from this product. Use by third parties, including but not limited to publishers, private teachers, tutoring or study services, preparatory schools, vendors operating curriculum mapping services or teacher resource digital platforms and app developers, whether fee-covered or not, is prohibited and is a criminal offense.

More information on how to request written permission in the form of a license can be obtained from <https://ibo.org/become-an-ib-school/ib-publishing/licensing/applying-for-a-license/>.

© Organisation du Baccalauréat International 2022

Tous droits réservés. Aucune partie de ce produit ne peut être reproduite sous quelque forme ni par quelque moyen que ce soit, électronique ou mécanique, y compris des systèmes de stockage et de récupération d'informations, sans l'autorisation écrite préalable de l'IB. De plus, la licence associée à ce produit interdit toute utilisation de tout fichier ou extrait sélectionné dans ce produit. L'utilisation par des tiers, y compris, sans toutefois s'y limiter, des éditeurs, des professeurs particuliers, des services de tutorat ou d'aide aux études, des établissements de préparation à l'enseignement supérieur, des fournisseurs de services de planification des programmes d'études, des gestionnaires de plateformes pédagogiques en ligne, et des développeurs d'applications, moyennant paiement ou non, est interdite et constitue une infraction pénale.

Pour plus d'informations sur la procédure à suivre pour obtenir une autorisation écrite sous la forme d'une licence, rendez-vous à l'adresse <https://ibo.org/become-an-ib-school/ib-publishing/licensing/applying-for-a-license/>.

© Organización del Bachillerato Internacional, 2022

Todos los derechos reservados. No se podrá reproducir ninguna parte de este producto de ninguna forma ni por ningún medio electrónico o mecánico, incluidos los sistemas de almacenamiento y recuperación de información, sin la previa autorización por escrito del IB. Además, la licencia vinculada a este producto prohíbe el uso de todo archivo o fragmento seleccionado de este producto. El uso por parte de terceros —lo que incluye, a título enunciativo, editoriales, profesores particulares, servicios de apoyo académico o ayuda para el estudio, colegios preparatorios, desarrolladores de aplicaciones y entidades que presten servicios de planificación curricular u ofrezcan recursos para docentes mediante plataformas digitales—, ya sea incluido en tasas o no, está prohibido y constituye un delito.

En este enlace encontrará más información sobre cómo solicitar una autorización por escrito en forma de licencia: <https://ibo.org/become-an-ib-school/ib-publishing/licensing/applying-for-a-license/>.

Mathematics: analysis and approaches
Standard level
Paper 2

Monday 9 May 2022 (morning)

Candidate session number

--	--	--	--	--	--	--	--	--	--

1 hour 30 minutes

Instructions to candidates

- Write your session number in the boxes above.
- Do not open this examination paper until instructed to do so.
- A graphic display calculator is required for this paper.
- Section A: answer all questions. Answers must be written within the answer boxes provided.
- Section B: answer all questions in the answer booklet provided. Fill in your session number on the front of the answer booklet, and attach it to this examination paper and your cover sheet using the tag provided.
- Unless otherwise stated in the question, all numerical answers should be given exactly or correct to three significant figures.
- A clean copy of the **mathematics: analysis and approaches formula booklet** is required for this paper.
- The maximum mark for this examination paper is **[80 marks]**.



Full marks are not necessarily awarded for a correct answer with no working. Answers must be supported by working and/or explanations. Solutions found from a graphic display calculator should be supported by suitable working. For example, if graphs are used to find a solution, you should sketch these as part of your answer. Where an answer is incorrect, some marks may be given for a correct method, provided this is shown by written working. You are therefore advised to show all working.

Section A

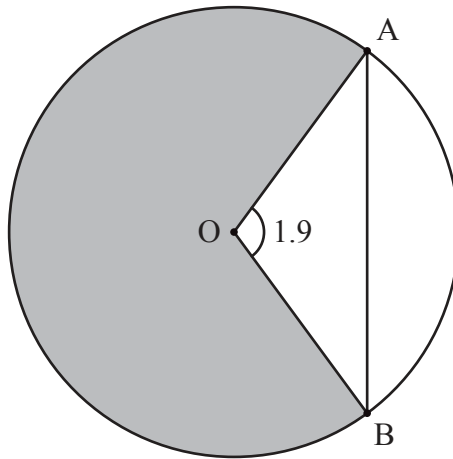
Answer **all** questions. Answers must be written within the answer boxes provided. Working may be continued below the lines, if necessary.

1. [Maximum mark: 6]

The following diagram shows a circle with centre O and radius 5 metres.

Points A and B lie on the circle and $\hat{AOB} = 1.9$ radians.

diagram not to scale



- (a) Find the length of the chord $[AB]$. [3]
- (b) Find the area of the shaded sector. [3]

.....

.....

.....

.....

.....

.....

.....

.....

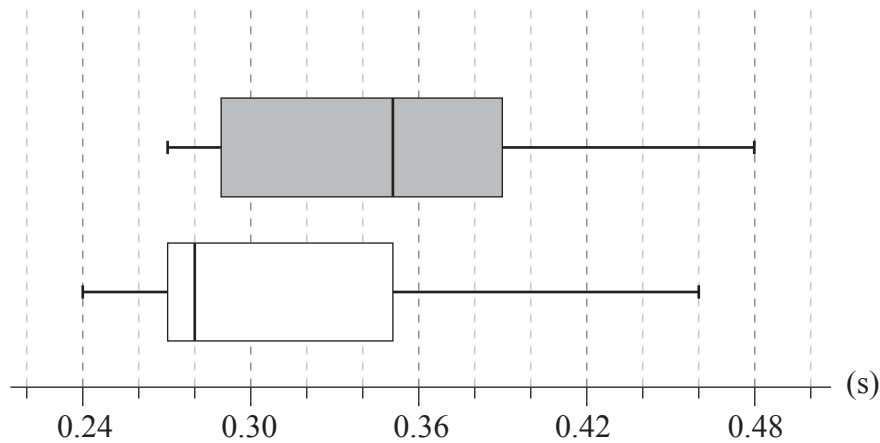


5. [Maximum mark: 6]

A random sample of nine adults were selected to see whether sleeping well affected their reaction times to a visual stimulus. Each adult's reaction time was measured twice.

The first measurement for reaction time was taken on a morning after the adult had slept well. The second measurement was taken on a morning after the same adult had not slept well.

The box and whisker diagrams for the reaction times, measured in seconds, are shown below.



Key:

- first reaction time (slept well)
- second reaction time (not slept well)

Consider the box and whisker diagram representing the reaction times after sleeping well.

- (a) State the median reaction time after sleeping well. [1]
- (b) Verify that the measurement of 0.46 seconds is not an outlier. [3]
- (c) State why it appears that the mean reaction time is greater than the median reaction time. [1]

Now consider the two box and whisker diagrams.

- (d) Comment on whether these box and whisker diagrams provide any evidence that might suggest that not sleeping well causes an increase in reaction time. [1]

(This question continues on the following page)



6. [Maximum mark: 7]

A particle moves in a straight line such that its velocity, $v \text{ ms}^{-1}$, at time t seconds is given by

$$v = \frac{(t^2 + 1)\cos t}{4}, \quad 0 \leq t \leq 3.$$

- (a) Determine when the particle changes its direction of motion. [2]
- (b) Find the times when the particle's acceleration is -1.9 ms^{-2} . [3]
- (c) Find the particle's acceleration when its speed is at its greatest. [2]

.....

.....

.....

.....

.....

.....

.....

.....

.....

.....

.....

.....

.....

.....

.....

.....



12EP08

Do **not** write solutions on this page.

Section B

Answer **all** questions in the answer booklet provided. Please start each question on a new page.

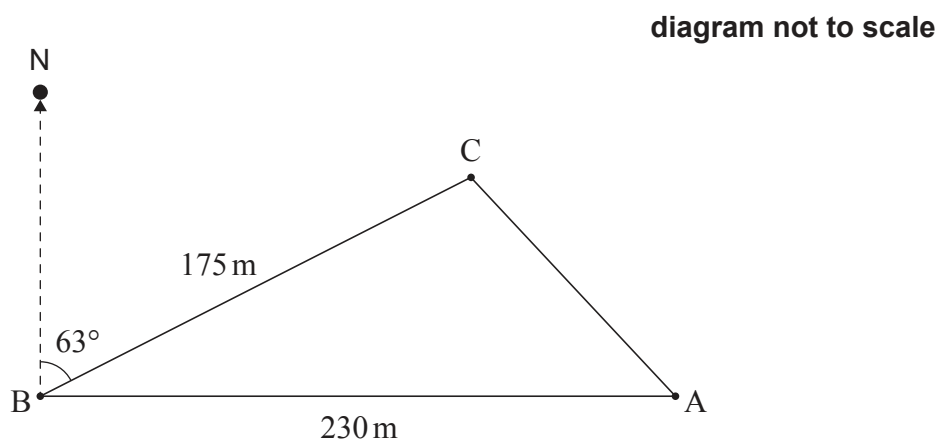
7. [Maximum mark: 14]

A farmer is placing posts at points A, B, and C in the ground to mark the boundaries of a triangular piece of land on his property.

From point A, he walks due west 230 metres to point B.

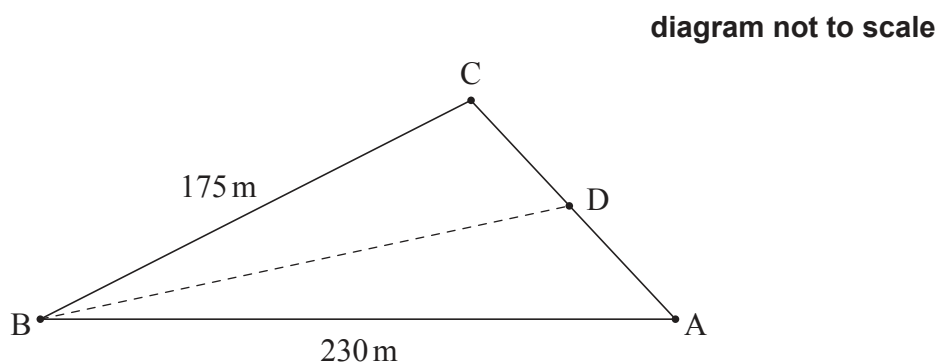
From point B, he walks 175 metres on a bearing of 063° to reach point C.

This is shown in the following diagram.



- (a) Find the distance from point A to point C. [4]
- (b) Find the area of this piece of land. [2]
- (c) Find \hat{CAB} . [3]

The farmer wants to divide the piece of land into two sections. He will put a post at point D, which is between A and C. He wants the boundary BD to divide the piece of land such that the sections have equal area. This is shown in the following diagram.



- (d) Find the distance from point B to point D. [5]



Do **not** write solutions on this page.

8. [Maximum mark: 12]

A scientist conducted a nine-week experiment on two plants, A and B , of the same species. He wanted to determine the effect of using a new plant fertilizer. Plant A was given fertilizer regularly, while Plant B was not.

The scientist found that the height of Plant A , h_A cm, at time t weeks can be modelled by the function $h_A(t) = \sin(2t + 6) + 9t + 27$, where $0 \leq t \leq 9$.

The scientist found that the height of Plant B , h_B cm, at time t weeks can be modelled by the function $h_B(t) = 8t + 32$, where $0 \leq t \leq 9$.

- (a) Use the scientist’s models to find the initial height of
 - (i) Plant B ;
 - (ii) Plant A correct to three significant figures. [3]
- (b) Find the values of t when $h_A(t) = h_B(t)$. [3]
- (c) For $0 \leq t \leq 9$, find the total amount of time when the rate of growth of Plant B was greater than the rate of growth of Plant A . [6]



Do **not** write solutions on this page.

9. [Maximum mark: 18]

The time it takes Suzi to drive from home to work each morning is normally distributed with a mean of 35 minutes and a standard deviation of σ minutes.

On 25% of days, it takes Suzi longer than 40 minutes to drive to work.

- (a) Find the value of σ . [4]
- (b) On a randomly selected day, find the probability that Suzi's drive to work will take longer than 45 minutes. [2]

Suzi will be late to work if it takes her longer than 45 minutes to drive to work. The time it takes to drive to work each day is independent of any other day.

Suzi will work five days next week.

- (c) Find the probability that she will be late to work at least one day next week. [3]
- (d) Given that Suzi will be late to work at least one day next week, find the probability that she will be late less than three times. [5]

Suzi will work 22 days this month. She will receive a bonus if she is on time at least 20 of those days.

So far this month, she has worked 16 days and been on time 15 of those days.

- (e) Find the probability that Suzi will receive a bonus. [4]

References:

© International Baccalaureate Organization 2022



12EP11

Please **do not** write on this page.

Answers written on this page
will not be marked.



12EP12